

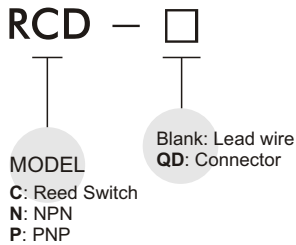


RCD series

SENSOR SWITCH

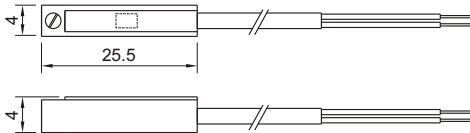


Order example:

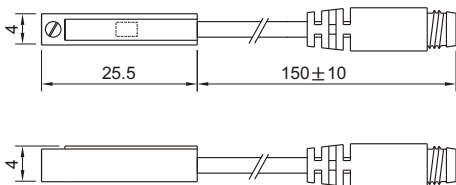


Dimension:

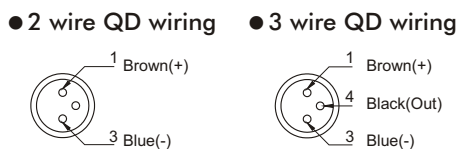
RCD/RND/RPD



RCD-QD/RND-QD/RPD-QD



Wiring of the QD:



Specification:

Model	RCD	RND	RPD
Wiring method	2 wire	3 wire	
Switching logic	SPST normally open	Solid state output, normally open	
Switch Type	Reed switch	NPN current sinking	PNP current sourcing
Operating voltage	5~120V DC/AC	5~30V DC	
Switching current	100mA max.	200mA max.	
Contact rating	10W max.	6W max.	
Current consumption	--	8 mA@24V Max (Switch active)	
Voltage drop	3.5V max.	1V@200mA Max	
Leakage current	--	0.01mA Max	
Indicator	Red LED	Red LED	Green LED
Cable	2.8 φ , 2C	2.8 φ , 3C	
Magnet frequency (※ 1.)	60 Gauss	40 Gauss	
Temperature range	-10~70℃ (No freezing)		
Shock (※ 2.)	30G	50G	
Vibration (※ 3.)	9 G		
Enclosure classification	IEC 529 IP67		
Protection circuit	None	Power source reverse polarity; Surge suppression	
Connect diagram			

- ※ 1. Measuring standard target : φ 15.5×φ 8×5t(Anisotropy rubber magnet).
- ※ 2. Sin wave / X.Y.Z. 3 directions / 3 times each direction / 11ms each time.
- ※ 3. Double amplitude 1.5mm / 10Hz~55Hz~10Hz(Sweep 1min) / X.Y.Z. 3 directions / 1 hour each time.

Assembling style:

Cylinder type	MCRB
Pictures	