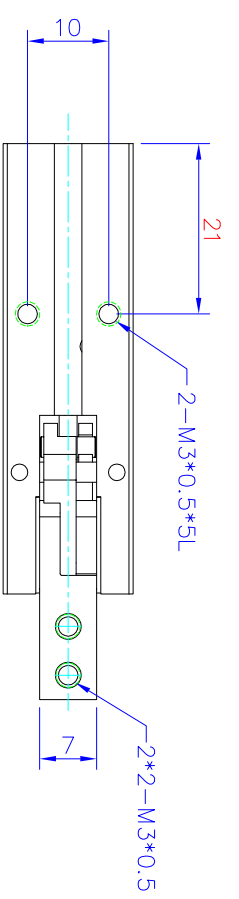
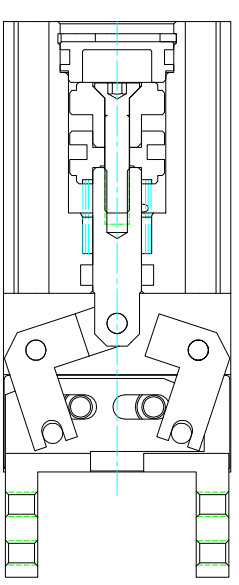
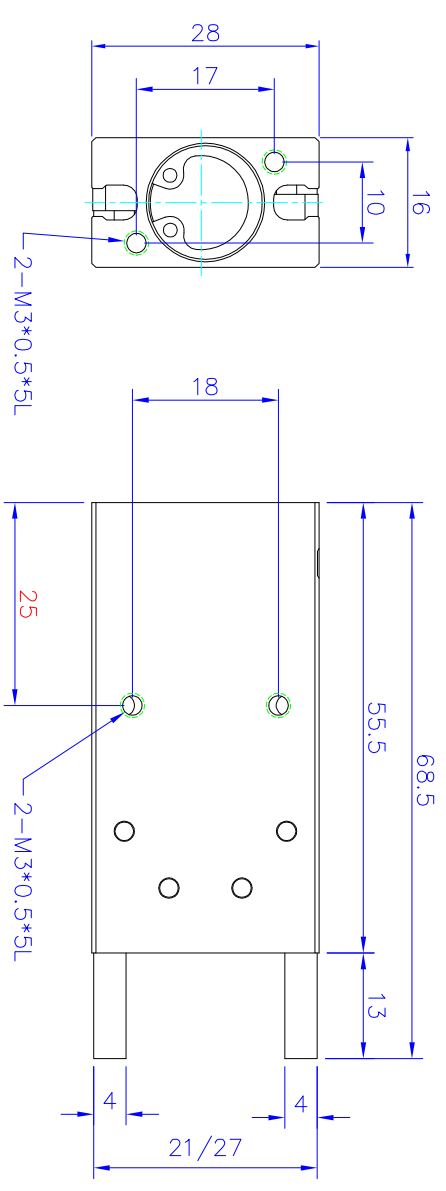
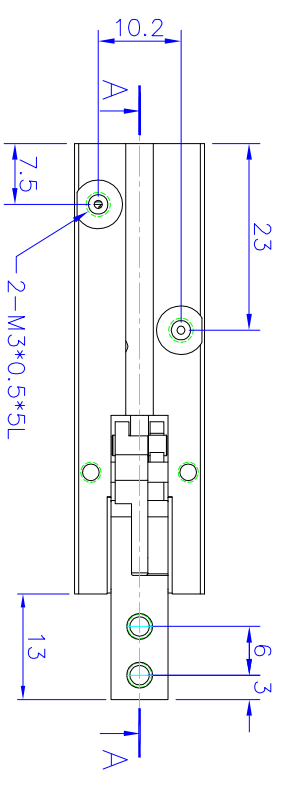


【E-03】A1
 一般公差
 1 >±0.1
 4 >±0.2
 16 >±0.3
 50 >±0.4
 120 >±0.4
 250 >±0.5
 500 >±0.6
 1000 >±0.8
 3000 >±1.0
 角度公差±0.5°
 孔間隔公差±0.25



表面粗糙度	度
500S	▽
400S	▽
320S	▽
250S	▽
200S	▽
160S	▽
125S	▽
100S	▽
80S	▽
63S	▽
50S	▽
40S	▽
32S	▽
25S	▽
20S	▽
16S	▽
12.5S	▽
10S	▽
8S	▽
6.3S	▽
5.0S	▽
4.0S	▽
3.2S	▽
2.5S	▽
2.0S	▽
1.6S	▽
1.25S	▽
1.0S	▽
0.8S	▽
0.63S	▽
0.50S	▽
0.40S	▽
0.32S	▽
0.25S	▽
0.20S	▽
0.125S	▽
0.100S	▽
0.080S	▽
0.063S	▽
0.050S	▽
0.040S	▽



單動彈簧與MCJS-φ12 行程5/10共用

Min.spring return force=1.39kg
 Max.spring return force=1.81kg

圖名	MCHB-φ12 單動常閉	外觀尺寸圖	材質	圖號	MCHB-0002B	處理	審核	主加工	▽▽	比例	1.5:1	日期	97.08.27
設計變更日期記錄欄	1	2	3	4	5	6	7	8	9	設計	陳登財	製圖	陳登財